



## Los Angeles Unified School District Planning, Assessment and Research

### Data Match Results Between Los Angeles Unified School District and Los Angeles Department of Children and Family Services March 22, 2007

#### Background

For the past three years, the Los Angeles Unified School District (LAUSD) has conducted a data match of student level information with the Los Angeles County Department of Children and Family Services (DCFS). This report represents results from the latest data match, using DCFS caseloads as of November 2006 and with LAUSD actively enrolled students as of February 2007.

Results will include any errors in the initial electronic records as well as a small percentage of matching error. Thus, these data provide a representative snapshot of the cross-institutional overlap between LAUSD and DCFS which should be useful for cross-institutional planning, but they should not be interpreted as providing exact data on the needs of individual students.

The current data match yielded less DCFS students currently enrolled in LAUSD compared to prior years. The following table shows the number of records received from DCFS, the number of student identified as having an LAUSD student ID, and the number of actively enrolled students as of February 2007.

<b>Table 1</b>			
<b>Data Match Results for 2004-05 to 2006-07</b>			
	04-05	05-06	06-07
Records Received from DCFS	39,212	39,243	38,526
Students Identified with District ID*	15,827	17,124	13,115
Actively Enrolled	7,579	8,034	5,594

\*Includes students who have ever been enrolled in LAUSD and assigned a District ID

DCFS students were categorized as either in out-of-home placement (i.e., foster care) or living at home with their families. The majority of DCFS students were in out-of-home care.

DCFS Students	# of Students
In-Home Care	1,952
Out-of-Home Care	3,642
Total	5,594

### **Demographics**

DCFS Students were distributed in all types of schools within LAUSD. Of the total DCFS database, Elementary schools comprised the largest single proportion at 38%, while 24% of DCFS students were in Middle schools and 31% in Senior High.

School Type	Number	Percent
Infant Program	18	0.3%
Early Childhood Education	7	0.1%
Elementary School	2140	38.3%
Middle School	1362	24.3%
Senior High School	1752	31.3%
Multi-level (Span)	158	2.8%
Special Education School	112	2.0%
Non Public Location	45	0.8%
Total	5594	

### **Grade Level**

DCFS enrollment was evenly distributed across grade levels with between 5% and 9% of the total student database per grade. The exception was 9<sup>th</sup> grade where 12.8% of the total was found.

Grade	Number	Percent
Pre-K	57	1.0%
Kindergarten	109	1.9%
Grade 1	359	6.4%
Grade 2	374	6.7%
Grade 3	351	6.3%
Grade 4	364	6.5%
Grade 5	378	6.8%
Grade 6	447	8.0%
Grade 7	549	9.8%
Grade 8	495	8.8%
Grade 9	716	12.8%
Grade 10	483	8.6%
Grade 11	367	6.6%
Grade 12	280	5.0%
Ungraded	265	4.7%
<b>Total</b>	<b>5,594</b>	

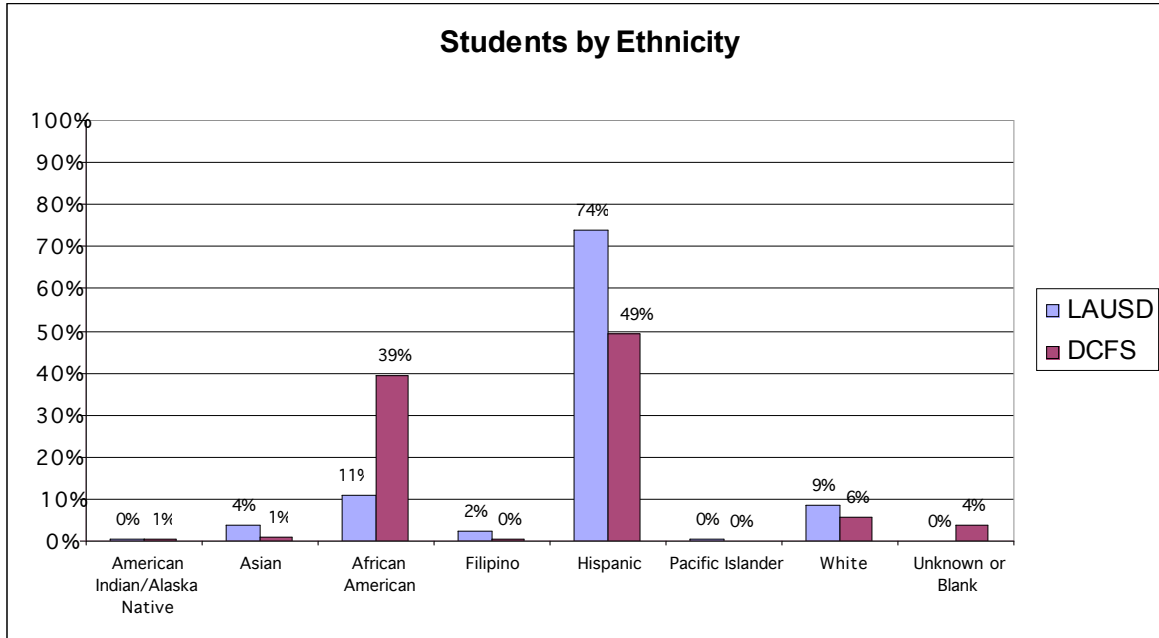
Geographically, Local District 8 had the highest percentages of DCFS students at 21%, followed by Local District 7 with 17%. A school by school list is provided in Appendix A.

Local District	Number	Percent
Local District 1	587	10.5%
Local District 2	561	10.0%
Local District 3	836	14.9%
Local District 4	393	7.0%
Local District 5	606	10.8%
Local District 6	324	5.8%
Local District 7	953	17.0%
Local District 8	1,177	21.0%
Charter	87	1.6%
Other	70	1.3%
<b>Total</b>	<b>5,594</b>	

## Ethnicity

While African-American students comprise 11% of the LAUSD student body, 39% of the DCFS students were African-American. Hispanic students comprise a full 74% of the LAUSD makeup, however, 49% of the DCFS students were Hispanic.

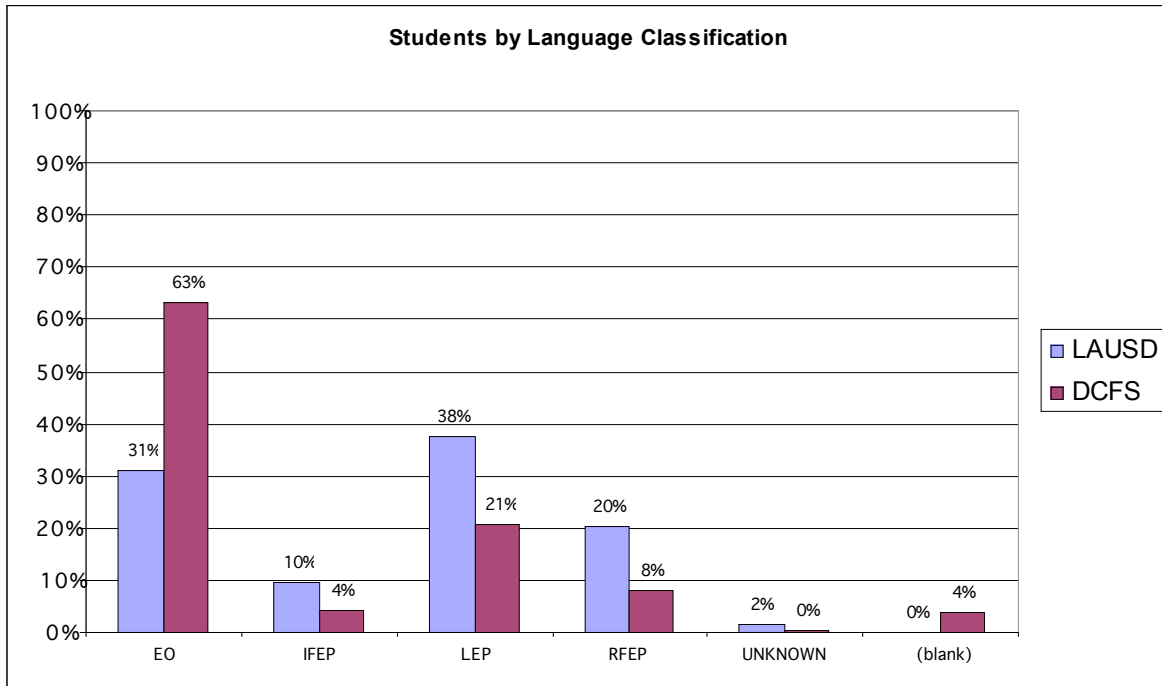
**Chart 6 — Distribution of DCFS and LAUSD Students by Ethnicity**



## Language Classification

The language classification distribution for LAUSD and DCFS students was quite different. While 63% of the DCFS students were classified as English Only, 31% of LAUSD students were classified as English Only. Thirty-eight percent of LAUSD students were classified as Limited English Proficiency, compared to 21% for DCFS.

**Chart 7 — Distribution by Language Classification**



**Gifted Students**

Of the 5,594 DCFS students, 168 (3%) were identified as Gifted and Talented.

**Special Education**

Approximately 30% of the actively enrolled DCFS students have been identified as students with disabilities. The eligibility category with the highest percent of students for is the Specific Learning Disability category, comprising 56% of the DCFS population.

**Table 8**  
**Distribution of DCFS Students by Special Education Disability**

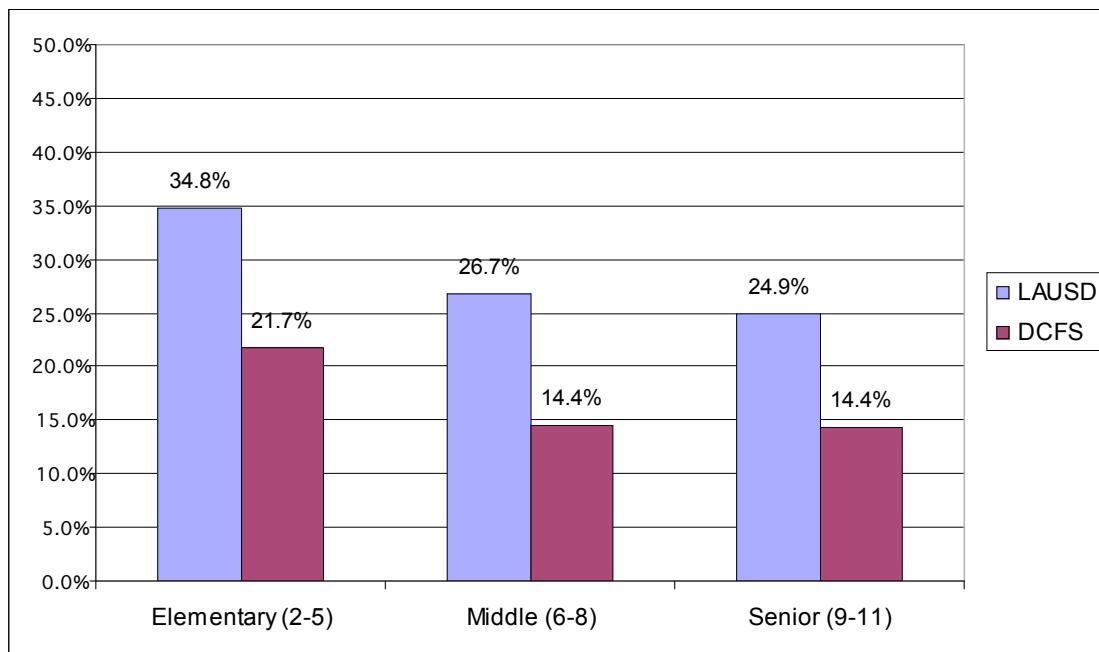
	Number with IEP	Percent with IEP
	1,620	
Autism	52	3%
Deaf-Blindness	0	0%
Deafness	10	1%
Developmental Delay	31	2%
Emotional Disturbance	98	6%
Established Medical Disability	0	0%
Hard Of Hearing	14	1%
Mentally Retarded	113	7%
Multiple Disabilities - Hearing	3	0%
Multiple Disabilities - Orthopedic	37	2%
Multiple Disabilities - Vision	7	0%
Orthopedic Impairment	18	1%

	<b>Number with IEP</b>	<b>Percent with IEP</b>
Other Health Impairment	168	10%
Specific Learning Disability	910	56%
Speech Or Language Impairment	146	9%
Traumatic Brain Injury	2	0%
Visual Impairment	11	1%

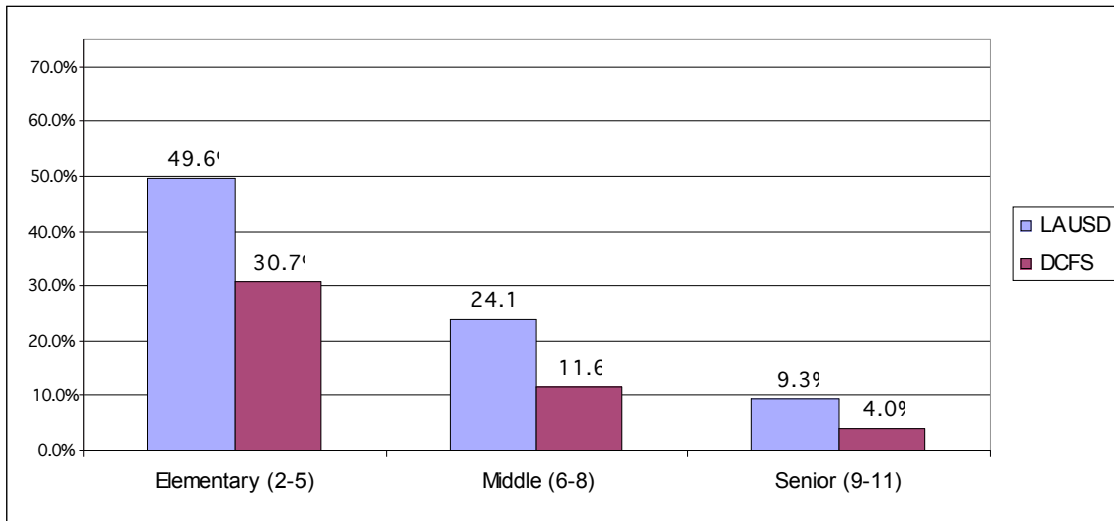
### **Achievement Indicators**

Performance on the California Standards Tests (CST) indicates that fewer DCFS students scored proficient and advanced than did LAUSD students. These results apply to both English Language Arts (ELA) and Math and across all grade levels: elementary school (grades 2-5), middle school (grades 6-8), and high school (grades 9-11). For example, in ELA, 34.8% of LAUSD elementary school students scored proficient and advanced compared to 21.7% for DCFS elementary school students. The discrepancy persists at the middle school level (26.7% for LAUSD compared to 14.4% for DCFS) and the high school level (24.9% for LAUSD compared to 14.4% for DCFS).

**Chart 9 — 2005-2006 CST English Language Arts  
Percent Proficient and Advanced**



**Chart 10 — 2005-2006 CST Mathematics  
Percent Proficient and Advanced**



**Suspensions**

At 13.6%, the rate of suspensions for DCFS students was almost twice that of LAUSD students (8.0%). In addition, the average days suspended for DCFS students was nearly twice that of LAUSD students (at 2.6 compared to 1.5 days).

**Table 11  
Year to Date Suspensions for DCFS and LAUSD Students**

	YTD % Students with a suspension	YTD % Suspended $\geq$ 6 Days Suspension	YTD % Suspended $\geq$ 10 Days Suspension	Avg. Days Suspended
LAUSD	8.0%	0.0%	0.0%	1.5
DCFS	13.6%	1.3%	0.3%	2.6

## Appendix B – School by School List

Local District	School	In-Home	Out of Home	Total
1	ANATOLA EL	3	1	4
1	ANDASOL EL		3	3
1	BALBOA G/HA MAG	1		1
1	BASSETT EL	3	1	4
1	BIRMINGHAM JOURN MAG		1	1
1	BIRMINGHAM SH	5	12	17
1	BURTON EL	2	1	3
1	CALAHAN EL		1	1
1	CALVERT EL	1		1
1	CANOGA PARK EL	1		1
1	CANOGA PARK SH	8	10	18
1	CANOGA PK ENV/AG MAG		2	2
1	CANTARA EL	3	4	7
1	CAPISTRANO EL	1	1	2
1	CHASE EL	1		1
1	CHATSWORTH EL		1	1
1	CHATSWORTH SH	3	17	20
1	CLEVELAND SH	5	19	24
1	COHASSET EL	4	7	11
1	COLUMBUS MS	7	4	11
1	COLUMBUS MS M/S/MED		1	1
1	DANUBE EL		3	3
1	DARBY EL	1	4	5
1	DEARBORN EL		3	3
1	DOUGLAS HS	1	5	6
1	EINSTEIN HS		2	2
1	EL CAMINO REAL SH	6	9	15
1	EL ORO EL		1	1
1	EMELITA EL	1	1	2
1	ENCINO EL		1	1
1	FROST MS	1	4	5
1	FROST MS COMP/M/S MG		2	2
1	FULLBRIGHT EL		5	5
1	GARDEN GROVE EL		3	3
1	GAULT EL	1	3	4
1	GERMAIN EL		4	4
1	GLEDHILL EL		3	3
1	GRANADA EL	2	3	5
1	HALE MS	4	3	7
1	HAMLIN EL	3		3
1	HART ST EL		1	1
1	HASKELL EL	1	4	5
1	HENRY MS	2	3	5
1	HENRY MS COMP/M/S MG	1		1
1	HIGH TECH HS	2		2
1	HOLMES INT HUMAN MAG	1		1
1	HOLMES MS	5	8	13
1	JUSTICE EL	2	2	4



Local District	School	In-Home	Out of Home	Total
1	KENNEDY SH	7	22	29
1	LANGDON EL	7		7
1	LASSEN EL	5	2	7
1	LAWRENCE MS		10	10
1	LEMAY EL	1	1	2
1	LEONIS HS	1	1	2
1	LIGGETT EL	2	6	8
1	LIMERICK EL		2	2
1	LOCKHURST EL		1	1
1	LOKRANTZ SP ED CTR	1	5	6
1	LORNE EL		1	1
1	LORNE MATH/SCI MAG	1		1
1	LULL SP ED CTR		2	2
1	MAYALL EL		5	5
1	MELVIN EL	1	4	5
1	MILLER HS		7	7
1	MONROE SH	6	19	25
1	MULHOLLAND MS	3	3	6
1	NAPA EL	3		3
1	NESTLE EL		1	1
1	NEVADA EL	1	2	3
1	NEWCASTLE EL	2	3	5
1	NOBEL MATH/SCI MAG	1		1
1	NOBEL MS	1	6	7
1	NOBLE EL	9	3	12
1	NOBLE NEW ELEM #1	3	2	5
1	NORTHRIDGE ACAD SH		5	5
1	NORTHRIDGE MS	4	5	9
1	PANORAMA SH	1	4	5
1	PARKS LRN CTR	8	7	15
1	PARTHENIA EL	2		2
1	PLUMMER EL	2	2	4
1	PORTER MS		6	6
1	PORTOLA MS	1	4	5
1	PRIMARY ACADEMY	1	1	2
1	RANCHITO EL	1	2	3
1	RESEDA EL	2	1	3
1	RESEDA SH	3	12	15
1	SAN JOSE EL	1	3	4
1	SEPULVEDA G/HA MAG		2	2
1	SEPULVEDA MS	8	11	19
1	SHIRLEY EL	4	2	6
1	SOCES MAG	1	2	3
1	SUNNY BRAE EL	4	5	9
1	SUPERIOR EL		2	2
1	SUTTER MS	6	10	16
1	TAFT SH	3	9	12
1	TARZANA EL	1		1
1	TULSA EL		2	2
1	VALLEY ALTERN MAG	1	1	2
1	VINTAGE MATH/SCI MAG	1	2	3

Local District	School	In-Home	Out of Home	Total
1	VISTA MS	5	5	10
1	WEST VALLEY SP ED	1	4	5
1	WOODEN HS		1	1
1	WOODLAKE EL		1	1
1	WOODLAND HILLS ACAD	5	2	7
<b>Local District 1 Total</b>		<b>203</b>	<b>384</b>	<b>587</b>
2	APPERSON EL	1	2	3
2	ARLETA SH	1	8	9
2	ARMINTA EL	4	4	8
2	BEACHY EL		5	5
2	BRAINARD EL		6	6
2	BROADOUS EL	2	6	8
2	BURBANK EL	2	2	4
2	BYRD MATH/SCI MAG		1	1
2	BYRD MS	2	6	8
2	CAMELLIA EL	6	2	8
2	CANTERBURY EL	3	2	5
2	CANTERBURY G/HA MAG		1	1
2	CARLSON HOSP (K-12)		1	1
2	CHANDLER EL	2	4	6
2	COLDWATER CYN EL	3	3	6
2	COLFAX EL	2	1	3
2	COLUMBUS AVE EL	1	2	3
2	COUGHLIN EL	1	2	3
2	DIXIE CANYON EL	1		1
2	EAST VALLEY SH	2	2	4
2	EL DORADO EL	3	4	7
2	ERWIN EL	5	3	8
2	FAIR EL	3	3	6
2	FERNANGELES EL	4	3	7
2	FULTON COLLEGE PREP	9	6	15
2	GLENWOOD EL	5	1	6
2	GRANT COMM MAG		1	1
2	GRANT SH	5	9	14
2	GRIDLEY EL		5	5
2	HADDON EL	3	1	4
2	HARDING EL	1	4	5
2	HAZELTINE EL	1	2	3
2	HERRICK EL		8	8
2	HUBBARD EL	2	2	4
2	KITTRIDGE EL	4		4
2	LONDON HS	1		1
2	LOWMAN SP ED CTR	2	10	12
2	MACLAY MS	11	15	26
2	MADISON M/S/MED MAG	1		1
2	MADISON MS	9	7	16
2	MILLIKAN MS		3	3
2	MILLIKAN PER ARTS MG	1	1	2
2	MONLUX EL		3	3

Local District	School	In-Home	Out of Home	Total
2	MORNINGSIDE EL	2	2	4
2	MOUNT GLEASON MS	2	11	13
2	MOUNTAIN VIEW EL		2	2
2	MT LUKENS HS		1	1
2	NO HOLLYWOOD SH	11	9	20
2	O MELVENY EL		3	3
2	OLIVE VISTA MS	4	15	19
2	OSCEOLA EL	5	1	6
2	OXNARD EL	1	4	5
2	PACOIMA MS	1	10	11
2	PINEWOOD EL	1	2	3
2	PLAINVIEW EL		1	1
2	POLY MATH/SCI MAG		1	1
2	POLYTECHNIC SH	7	11	18
2	REED MS	2	5	7
2	RIO VISTA EL	1	2	3
2	ROGERS HS	1	2	3
2	ROSCOE EL	2	1	3
2	SAN FERNANDO EL	1	1	2
2	SAN FERNANDO M/SC MG	1	1	2
2	SAN FERNANDO MS	4	9	13
2	SAN FERNANDO SH	4	17	21
2	SENDAK EL	2	2	4
2	SHARP EL	3	4	7
2	SHERMAN OAKS EL	2	1	3
2	STONEHURST EL		3	3
2	STRATHERN EL	1	1	2
2	SUN VALLEY MS	7	10	17
2	SUNLAND EL		1	1
2	SYLMAR EL		3	3
2	SYLMAR MATH/SCI MAG	1	2	3
2	SYLMAR SH	9	15	24
2	SYLVAN PARK EL		2	2
2	TELFAIR EL		1	1
2	VALERIO EL	5	3	8
2	VAN NUYS EL	3	3	6
2	VAN NUYS M/SC SH MAG		1	1
2	VAN NUYS MS	3	7	10
2	VAN NUYS PER ARTS MG	1	1	2
2	VAN NUYS SH	7	10	17
2	VENA EL	1	3	4
2	VENA G/HA MAG	1	1	2
2	VERDUGO HILLS SH	4	15	19
2	VICTORY EL	5	2	7
<b>Local District 2 Total</b>		<b>208</b>	<b>353</b>	<b>561</b>
3	24TH ST EL	2	7	9
3	42ND ST EL	4	9	13
3	54TH ST EL	1	6	7
3	59TH ST EL	4	6	10

Local District	School	In-Home	Out of Home	Total
3	6TH AVE EL	7	5	12
3	74TH ST EL	1	11	12
3	ALTA LOMA EL	2	4	6
3	ANGELES MESA EL	3	5	8
3	ARLINGTON HTS EL	6	1	7
3	AUDUBON G/HA MAG	2		2
3	AUDUBON MS	14	45	59
3	BALDWIN HILLS EL	1	3	4
3	BEETHOVEN EL	1	3	4
3	BRADDOCK DRIVE EL	3		3
3	BRADLEY ENV/HUMAN MG	5	10	15
3	BRENTWOOD SCI MAG	3	7	10
3	BROADWAY EL	1	5	6
3	BROCKTON EL		1	1
3	BURROUGHS G/HA MAG	1		1
3	BURROUGHS MS	5	4	9
3	CASTLE HTS EL		1	1
3	CHARNOCK ROAD EL		1	1
3	CHEVIOT HILLS HS		3	3
3	CIENEGA EL		6	6
3	CLOVER EL		1	1
3	COCHRAN MS	8	20	28
3	COEUR D ALENE EL	1	1	2
3	COLISEUM EL	1	1	2
3	CRENSHAW G/HG/HA MAG		3	3
3	CRENSHAW SH	18	76	94
3	CRENSHAW TCH TRN MAG		10	10
3	CRESCENT HTS L/A/S/J		3	3
3	DORSEY LAW/GOV MAG	2	6	8
3	DORSEY MATH/SCI MAG		1	1
3	DORSEY POLICE ACD MG		2	2
3	DORSEY SH	6	55	61
3	EMERSON MS	5	6	11
3	GRAND VIEW EL	2	1	3
3	HAMILTON MUS ACAD MG	2	6	8
3	HAMILTON SH-COMPLEX	3	31	34
3	HILLCREST DR EL	3	11	14
3	HOBART BLVD EL	2	1	3
3	HYDE PARK EL	7	3	10
3	INDIAN SPRINGS HS		1	1
3	KENTWOOD EL		2	2
3	LA MATH/SCI MAG		2	2
3	LACES MAG		1	1
3	LOS ANGELES EL	1	1	2
3	LOS ANGELES SH	13	25	38
3	LOYOLA PER ARTS MAG	1	2	3
3	MANN MS	9	38	47
3	MAR VISTA EL	1	1	2
3	MARINA DEL REY MS	3	4	7
3	MARINA DEL REY PA MG	1	2	3
3	MARIPOSA-NABI PC	2		2

Local District	School	In-Home	Out of Home	Total
3	MARK TWAIN MS	5	8	13
3	MARLTON	9	3	12
3	MARQUEZ EL		1	1
3	MARVIN EL	1	3	4
3	MCBRIDE SP ED CTR		7	7
3	MID-CITY MAGNET	1		1
3	PALMS EL	1		1
3	PALMS MS	2	2	4
3	PASEO DEL REY NAT SC		3	3
3	PHOENIX HS		1	1
3	PIO PICO EL	10	11	21
3	PLAYA DEL REY EL	1	1	2
3	REVERE MATH/SCI MAG	1	2	3
3	REVERE MS		6	6
3	RICHLAND EL		1	1
3	SATURN EL		3	3
3	SHENANDOAH EL	2	2	4
3	SHORT EL		1	1
3	STERRY EL		1	1
3	UNIVERSITY SH	2	7	9
3	VENICE SH	8	13	21
3	VIRGINIA EL	2	2	4
3	WEBSTER MS	2	9	11
3	WESTCHESTER SH	1	26	27
3	WESTERN EL	3	5	8
3	WESTMINSTER EL		2	2
3	WESTMNSTR COMP SC MG	1		1
3	WESTPORT HTS EL		1	1
3	WESTSIDE LDRSHIP MAG		2	2
3	WIDNEY HS	1	14	15
3	WILSHIRE CREST EL		1	1
3	WILSHIRE PARK EL	1		1
3	WILTON PL EL	3	1	4
3	WINDSOR M/S AERO MAG		8	8
3	WRIGHT M/S AERO MAG		2	2
3	WRIGHT MS		7	7
3	WSTCHSTR M/S AER MAG	1	3	4
3	YOUNG HS		2	2
<b>Local District 3 Total</b>		<b>215</b>	<b>621</b>	<b>836</b>
4	10TH ST EL	2	2	4
4	ALDAMA EL	3	1	4
4	ALEXANDRIA EL		1	1
4	ALLESANDRO EL		4	4
4	ALLESNDRO COOP LR MG	2		2
4	ANNANDALE EL	2	1	3
4	ARAGON EL	2	3	5
4	ARROYO SECO MUSM SCI		3	3
4	ATWATER EL	2		2
4	BANCROFT MS	2	1	3

Local District	School	In-Home	Out of Home	Total
4	BANCROFT PER ART MAG	4		4
4	BELMONT SH	5	14	19
4	BERENDO MS	9	4	13
4	BLEND EL		4	4
4	BUCHANAN EL	1	1	2
4	BURBANK MS	6	8	14
4	BUSHNELL WAY EL	2	2	4
4	CAHUENGA EL	3		3
4	CARTHAY CENTER EL		5	5
4	CASTELAR EL	1		1
4	CDS TRI-C	3	5	8
4	CDS WEST HOLLYWOOD		2	2
4	CENTRAL HS	4	9	13
4	CHEREMOYA EL	2		2
4	CITY OF ANGELS	3	13	16
4	COMMONWEALTH EL	1	1	2
4	CONTRERAS LC	7	3	10
4	DAHLIA HTS EL		1	1
4	DAYTON HEIGHTS EL		1	1
4	DBM/ELCTRON INFO MAG		1	1
4	DEL OLMO EL	2	2	4
4	DELEVAN DRIVE EL	1	1	2
4	EAGLE RCK G/HG/HA MG	1		1
4	EAGLE ROCK EL	2	7	9
4	EAGLE ROCK HS	5	5	10
4	ESPERANZA EL	7	2	9
4	FAIRFAX SH	1	14	15
4	FASHION CAREERS MAG	1		1
4	FLETCHER DR EL	4		4
4	FRANKLIN MATH/SCI MG	1		1
4	FRANKLIN SH	5	6	11
4	GARVANZA EL	2	3	5
4	GLENFELIZ BLVD EL		1	1
4	GRANT EL	2	1	3
4	HARVARD EL		1	1
4	HIGHLAND PARK HS	1		1
4	HOLLYWOOD PER ART MG	1	4	5
4	HOLLYWOOD SH	6	12	18
4	HOOVER EL	3	1	4
4	IRVING MS	5	4	9
4	KIM EL	1		1
4	KING MS	4	7	11
4	KING MS G/HG/HI ACH		1	1
4	KINGSLEY EL		1	1
4	LAUREL EL	2	1	3
4	LE CONTE MS	4	4	8
4	LEXINGTON AVE PC	1		1
4	LOCKWOOD EL		1	1
4	LOS FELIZ EL		1	1
4	MAGNOLIA EL	4	2	6
4	MARSHALL HS G/HG/HA	1		1

Local District	School	In-Home	Out of Home	Total
4	MARSHALL SH	5	3	8
4	MC ALISTER HS-CYESIS		5	5
4	MELROSE EL		1	1
4	MICHELTORENA EL		1	1
4	MONTE VISTA EL	3		3
4	NEW TECH SH @CLA #10	1	1	2
4	NEWMARK HS		1	1
4	PLASENCIA EL	3	1	4
4	POLITI EL	2	1	3
4	RAMONA EL	1	1	2
4	RIORDAN PC	1		1
4	ROCKDALE EL	1	1	2
4	ROSEMONT EL	1	3	4
4	ROSEWOOD EL	1	2	3
4	SAN PASCUAL EL		1	1
4	SECONDARY CDS	3	3	6
4	TOLAND WAY EL	1	1	2
4	UNION EL		7	7
4	VALLEY VIEW EL		1	1
4	VINE EL	1		1
4	VIRGIL MS	11	13	24
4	WHITE EL	3		3
4	WHITMAN HS		1	1
4	YORKDALE EL	1	1	2
<b>Local District 4 Total</b>		<b>172</b>	<b>221</b>	<b>393</b>
5	1ST EL		1	1
5	28TH ST EL	5	2	7
5	2ND ST EL	2	1	3
5	49TH ST EL	3	2	5
5	4TH ST EL	1	6	7
5	4TH STREET NEW PC		1	1
5	ADAMS MS	9	3	12
5	ALBION EL	1	1	2
5	ANN EL	1		1
5	ASCOT EL	7	6	13
5	AURORA EL	1	5	6
5	BELVEDERE EL	1	5	6
5	BELVEDERE LAT MUS MG	1		1
5	BELVEDERE MS	18	13	31
5	BOYLE HEIGHTS HS	1	1	2
5	BRAVO MEDICAL MAG	3	1	4
5	BREED EL		2	2
5	BRIDGE EL	2		2
5	BROOKLYN AVE EL	3	1	4
5	CARVER MS	11	7	18
5	CDS JOHNSON	1	1	2
5	CENTRAL LA NEW MS #4	7	1	8
5	CHAVEZ EL		6	6
5	CITY TERRACE EL	1		1

Local District	School	In-Home	Out of Home	Total
5	DENA EL	6	1	7
5	DENA NEW PC		1	1
5	EASTMAN EL	4	3	7
5	EL SERENO EL		2	2
5	EL SERENO MS	9	10	19
5	EUCLID EL	5	2	7
5	EVERGREEN EL	8		8
5	FARMDALE EL		2	2
5	FORD BLVD EL	4	3	7
5	GARFIELD COMP SCI MG	1		1
5	GARFIELD SH	13	7	20
5	GATES EL	3	4	7
5	GLEN ALTA EL		1	1
5	GRIFFIN EL	7		7
5	GRIFFITH MS	6	7	13
5	HAMASAKI EL	1	5	6
5	HAMMEL EL	4	3	7
5	HARMONY EL	6	3	9
5	HARRISON EL	4	6	10
5	HILLSIDE EL		2	2
5	HOLLENBECK MS	10	5	15
5	HOOPER EL	8	2	10
5	HUMPHREYS EL	4	1	5
5	HUNTINGTON DR EL	1		1
5	JEFFERSON SH	7	11	18
5	KENNEDY EL	5	1	6
5	LANE EL	3	4	7
5	LATONA EL	4	3	7
5	LINCOLN SH	9	5	14
5	LIZARRAGA EL		4	4
5	LORENA EL	1	1	2
5	LORETO EL		1	1
5	LOS ANGELES ACAD MS	6	17	23
5	MAIN ST EL	5	6	11
5	MALABAR EL	3	2	5
5	MAPLE PC		1	1
5	MARIANNA EL	1		1
5	METROPOLITAN HS	1		1
5	MONTEREY HS	2		2
5	MULTNOMAH EL	2	1	3
5	MURCHISON EL	4	1	5
5	NEVIN EL	5	3	8
5	NIGHTINGALE MS	11	4	15
5	ORTHOPAEDIC HOSP MAG	1	3	4
5	PEREZ SP ED CTR	1	2	3
5	PUEBLO DE L.A. HS		1	1
5	RAMONA HS	1	1	2
5	ROOSEVELT SH	19	7	26
5	ROWAN EL	6	2	8
5	SANTEE EDUC COMPLEX	12	16	28
5	SHERIDAN ST EL	7	5	12



Local District	School	In-Home	Out of Home	Total
5	SIERRA PARK EL	1	4	5
5	SIERRA VISTA EL	3		3
5	SOTO EL	3		3
5	STEVENSON MS	11	5	16
5	SUNRISE EL		1	1
5	TRINITY EL	3	5	8
5	UTAH EL	2		2
5	WADSWORTH EL	3	1	4
5	WEST VERNON EL	3	3	6
5	WILSON SH	10	11	21
<b>Local District 5 Total</b>		<b>338</b>	<b>268</b>	<b>606</b>
6	BELL SH	16	18	34
6	BRYSON EL		7	7
6	BRYSON EL M/S/T	3		3
6	CORONA EL		3	3
6	ELIZABETH LC	10	11	21
6	FISHBURN EL		2	2
6	FLORENCE EL		3	3
6	GAGE MS	13	12	25
6	HELIOTROPE EL	2	4	6
6	HUGHES EL	4	5	9
6	HUGHES MATH/SCI MAG		1	1
6	HUNTGTON PK N EL #7	2	1	3
6	HUNTINGTON PARK SH	10	14	24
6	INDEPENDENCE EL		1	1
6	INTERNATIONAL ST LC		1	1
6	LIBERTY EL		3	3
6	LILLIAN EL	2		2
6	LOMA VISTA EL	3	3	6
6	MADISON EL	1	3	4
6	MAYWOOD ACADEMY SH		2	2
6	MAYWOOD EL	2		2
6	MIDDLETON EL	6	3	9
6	MIDDLETON PC	1		1
6	MILES EL	12	7	19
6	MONTARA AVE EL		1	1
6	NIMITZ MS	9	14	23
6	NUEVA VISTA EL	1	4	5
6	OCHOA LC	6	5	11
6	PACIFIC BLVD SCHOOL		2	2
6	PARK AVE EL		3	3
6	SAN ANTONIO ELEM		2	2
6	SAN ANTONIO M/SC MAG	2		2
6	SAN GABRIEL EL		2	2
6	SAN MIGUEL EL	1	6	7
6	SAN MIGUEL MTH/SC MG		1	1
6	SOUTH EAST SH	5	9	14
6	SOUTH GATE MS	4	5	9
6	SOUTH GATE SH	10	8	18

Local District	School	In-Home	Out of Home	Total
6	SOUTHEAST MS	2	7	9
6	STANFORD EL	1	3	4
6	STATE EL		2	2
6	TWEEDY EL	2	2	4
6	VERNON CITY EL	1		1
6	VICTORIA EL	3	1	4
6	WALNUT PARK EL	1	3	4
6	WOODLAWN EL		5	5
<b>Local District 6 Total</b>		<b>135</b>	<b>189</b>	<b>324</b>
7	107TH ST EL	5	2	7
7	109TH ST EL	1	4	5
7	112TH ST EL	7	9	16
7	116TH ST EL	1	3	4
7	118TH ST EL	6	4	10
7	122ND ST EL	2	10	12
7	32ND/USC PER ART MAG	1		1
7	52ND ST EL	3	5	8
7	61ST ST EL	1	5	6
7	66TH ST EL	5	3	8
7	68TH ST EL	6	2	8
7	75TH ST EL	16	7	23
7	92ND ST EL	9	8	17
7	93RD ST EL	6	7	13
7	96TH ST EL	2	9	11
7	99TH ST EL	6	8	14
7	ALEXANDER SCI CTR SC		3	3
7	BAKEWELL PC		1	1
7	BARRETT EL	10	18	28
7	BETHUNE MS	13	18	31
7	BETHUNE MS MATH/SCI	1	1	2
7	BRIGHT EL	6	5	11
7	BUDLONG EL	4	6	10
7	COMPTON EL	3	8	11
7	DREW G/HA MAG	1	1	2
7	DREW MS	15	19	34
7	EDISON MS	8	10	18
7	FIGUEROA EL	4	4	8
7	FLOURNOY EL		7	7
7	FOSHAY LC	8	25	33
7	FREMONT MATH/SCI MAG	1		1
7	FREMONT SH	24	34	58
7	GOMPERS MS	26	28	54
7	GRAHAM EL	4	1	5
7	GRAPE EL	7	4	11
7	GRIFFITH JOYNER EL	6	11	17
7	HOPE HS		2	2
7	JORDAN MATH/SCI MAG		2	2
7	JORDAN SH	15	28	43
7	KING JR EL	6	14	20

Local District	School	In-Home	Out of Home	Total
7	KING-DREW MED MAG	1	16	17
7	LANTERMAN HS		3	3
7	LOCKE SH	21	54	75
7	MACK EL	1	6	7
7	MANCHESTER EL	4	5	9
7	MANUAL ARTS SH	13	32	45
7	MARKHAM HLTH CAR MAG	2		2
7	MARKHAM MS	12	20	32
7	MC KINLEY EL	7	5	12
7	MENLO EL	1	4	5
7	MILLER EL	2	14	16
7	MIRAMONTE EL	1	7	8
7	MUIR MATH/SCI MAG		1	1
7	MUIR MS	11	22	33
7	NEW TECH SH @ JORDAN	1		1
7	NORMANDIE EL	6	9	15
7	NORWOOD EL	1	1	2
7	PARMELEE EL	7	6	13
7	RILEY HS-CYESIS	1	6	7
7	RITTER EL	4	1	5
7	RODIA HS		1	1
7	RUSSELL EL	7	9	16
7	SALVIN SP ED CTR	1	3	4
7	SOUTH PARK EL	6	6	12
7	TRUTH HS	2	1	3
7	VERMONT EL	2	2	4
7	WASHINGTON PC	1	1	2
7	WEEMES EL	7	5	12
7	WEIGAND EL	1	4	5
7	YTH OPP UNLTD ALT HS	1	10	11
<b>Local District 7 Total</b>		<b>363</b>	<b>590</b>	<b>953</b>
8	135TH ST EL	6	6	12
8	153RD ST EL	5	11	16
8	15TH ST EL	2	2	4
8	186TH ST EL	3	7	10
8	7TH ST EL		2	2
8	95TH ST EL	10	8	18
8	AMBLER EL	1	11	12
8	AMESTOY EL	5	5	10
8	ANNALEE EL		13	13
8	AVALON GARDENS EL	3	4	7
8	AVALON HS	1		1
8	BANDINI EL	7	1	8
8	BANNEKER SP ED CTR	1	19	20
8	BANNING CIP MAG	1	2	3
8	BANNING NEW EL #1	1	1	2
8	BANNING SH	12	32	44
8	BARTON HILL EL	4	4	8
8	BONITA EL	3	6	9

Local District	School	In-Home	Out of Home	Total
8	BROAD AVE EL	1	4	5
8	BROADACRES EL	1	8	9
8	CABRILLO EL	8	4	12
8	CARNEGIE MS	8	19	27
8	CAROLDALE LRNG COMM	1	2	3
8	CARSON EL	5	3	8
8	CARSON SH	6	51	57
8	CATSKILL EL	1	10	11
8	CDS COOPER	1	3	4
8	CENTURY PK EL	7	20	27
8	CHAPMAN EL	1	2	3
8	CIMARRON EL	1	8	9
8	CLAY MS	10	56	66
8	CRESTWOOD ST EL		1	1
8	CURTISS MATH/SCI MAG		2	2
8	CURTISS MS	2	44	46
8	DANA MS	7	14	21
8	DEL AMO EL		3	3
8	DENKER EL	2	7	9
8	DODSON G/HA MAG	2	3	5
8	DODSON MS	6	8	14
8	DOLORES EL	1	3	4
8	DOMINGUEZ EL	3	1	4
8	EAGLE TREE CONTN HS		1	1
8	ELLINGTON HS		3	3
8	ESHelman EL	2	1	3
8	FLEMING MS	5	18	23
8	FRIES EL		2	2
8	GARDENA EL	1	1	2
8	GARDENA FOR LANG MAG		6	6
8	GARDENA SH	9	78	87
8	GULF EL	4	6	10
8	HARBOR CITY EL	1	4	5
8	HARBOR TCHR PREP ACD		1	1
8	HARTE PREP MS	8	25	33
8	HAWAIIAN EL	3	4	7
8	LA SALLE EL	3	19	22
8	LEAPWOOD EL		13	13
8	LELAND EL	2	4	6
8	LOMITA MATH/SCI MAG	3	4	7
8	MANHATTAN EL	2	13	15
8	MEYLER EL	5	5	10
8	MIDDLE COLLEGE HS		5	5
8	MONETA HS		1	1
8	NARBONNE SH	4	45	49
8	NORMONT EL		5	5
8	PARK WESTERN EL	1	3	4
8	PATTON HS	2	2	4
8	PEARY MATH/SCI MAG		1	1
8	PEARY MS	11	40	51
8	POINT FERMIN EL		1	1

Local District	School	In-Home	Out of Home	Total
8	PRESIDENT EL	1	2	3
8	PURCHE EL	4	6	10
8	RAYMOND AVE EL	2	16	18
8	SAN PEDRO MAR/M/S MG	1	1	2
8	SAN PEDRO POL ACD MG		1	1
8	SAN PEDRO SH	9	14	23
8	SELLERY SP ED CTR		3	3
8	TAPER EL		1	1
8	TAPER EL TECHNOLOGY	2		2
8	TOWNE EL	2	2	4
8	VAN DEENE EL		3	3
8	WASHINGTON COM MAG		4	4
8	WASHINGTON M/SC MAG	1		1
8	WASHINGTON MUSIC MAG		5	5
8	WASHINGTON PREP SH	19	66	85
8	WEST ATHENS EL	1	14	15
8	WHITE MS	13	11	24
8	WILLENBERG SP ED CTR		8	8
8	WILMINGTON MS	2	9	11
8	WILMINGTON PK EL	2	2	4
8	WOODCREST EL	9	15	24
<b>Local District 8 Total</b>		<b>273</b>	<b>904</b>	<b>1177</b>
NPS	ALMANSOR EDUCATION C	1		1
NPS	AVIVA CENTER	1	2	3
NPS	CANYON VERDE CENTER	4	10	14
NPS	CAROUSEL SCHOOL		1	1
NPS	COUTIN SCHOOL		1	1
NPS	CRITTENTON SH	2		2
NPS	DUBNOFF SCHOOL		1	1
NPS	EKO MULTIPURPOSE CEN		2	2
NPS	ERIKSON H.S.		1	1
NPS	HOLLYGROVE SCHOOL		1	1
NPS	KAYNE ERAS CENTER (S		2	2
NPS	LINDEN CENTER		2	2
NPS	LITTLE CITIZENS/WEST		2	2
NPS	NEW DIRECTIONS		2	2
NPS	OFMAN LEARNING CTR.		1	1
NPS	PACIFIC RIDGE SCHOOL		1	1
NPS	PROGRESSIVE ACHIEVEM		1	1
NPS	SLAUSON LEARNING CTR		1	1
NPS	TOBINWORLD		1	1
NPS	VALLEY #1 HS	1		1
NPS	VISTA SCHOOL		4	4
<b>Non Public Schools Total**</b>		<b>9</b>	<b>36</b>	<b>45</b>
PRE-K	24TH STREET EEC		1	1
PRE-K	95TH STREET EEC		1	1
PRE-K	BARRETT SPS	1		1

Local District	School	In-Home	Out of Home	Total
PRE-K	TELFAIR EEC		1	1
PRE-K	WILMINGTON EEC		1	1
<b>PRE-K Total</b>		<b>1</b>	<b>4</b>	<b>5</b>
Charter	ACAD SEMILLAS PUEBLO		2	2
Charter	ACCELERATED CHARTER	2	2	4
Charter	ANIMO J. ROBINSON	1		1
Charter	ANNENBERG HS		3	3
Charter	CAMINO NUEVO CHTR AC	1		1
Charter	CELERITY NASCENT CHT		1	1
Charter	COLLEGE RDY ACA SH#6	1	2	3
Charter	COMMUNITY HARVEST CH	1		1
Charter	CORNERSTONE PREP	2	1	3
Charter	CRENSHAW ARTS-TECH		1	1
Charter	CRESCENDO CHRTR ACAD		1	1
Charter	CRESCENDO CHRTR SCH	1		1
Charter	FENTON AVE EL	5	14	19
Charter	GERTZ-RESSLER ACAD	1	2	3
Charter	GRANADA HILLS HS		2	2
Charter	JARDIN D LA INFANCIA	1		1
Charter	MONTAGUE ST EL	4		4
Charter	NEW ACADEMY-SCI&ARTS	1		1
Charter	OPP UNLMTD CHT SCH		1	1
Charter	OUR COMMUNITY CHT		1	1
Charter	PACOIMA EL	7	6	13
Charter	PALISADES CHRTR SH	1	9	10
Charter	SANTA MONICA COMM CH		2	2
Charter	VAUGHN NEXT CENT LC		4	4
Charter	VIEW PK PREP ACC HS	1		1
Charter	WATTS LC CHARTER SCH		3	3
<b>Independent Charter Total**</b>		<b>30</b>	<b>57</b>	<b>87</b>
SPED	INFANT PRGM VH/DHH	5	13	18
SPED	SPEC ED EARLY ED		2	2
<b>Special Education Early Ed Programs Total</b>		<b>5</b>	<b>15</b>	<b>20</b>
<b>LAUSD Total</b>		<b>1952</b>	<b>3642</b>	<b>5594</b>