

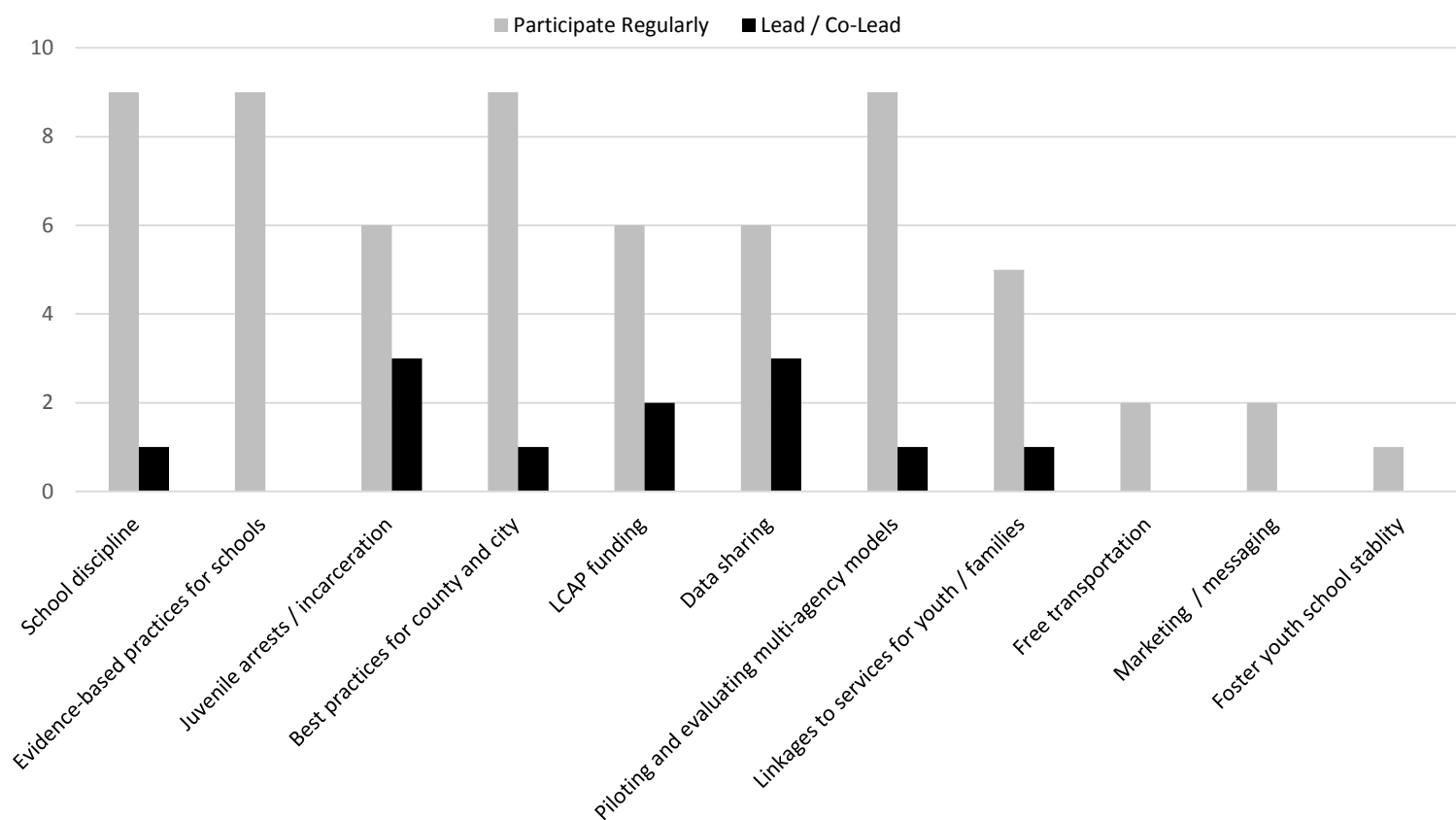
Results from School Attendance Task Force Member Survey Round II:

The following is a summary of responses by the 17 out of 105 invited members who completed the survey

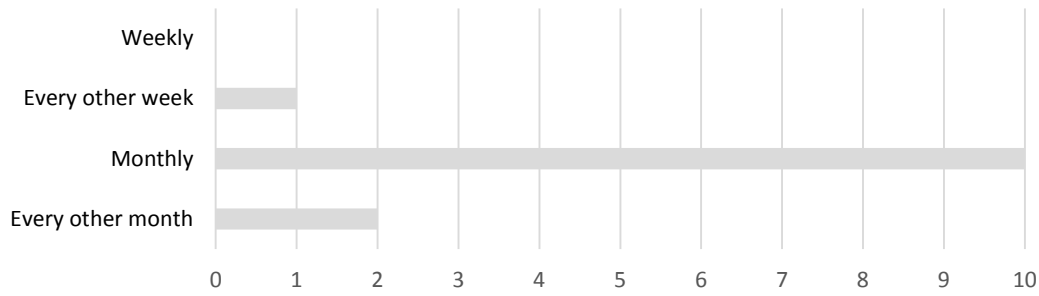
Q1. In the next 1-2 years, how much focus should the SATF place on each of these priority areas?

	No / Little Focus	Some Focus	A Lot of Focus
Working with schools to implement alternatives to exclusionary school discipline (e.g., PBIS, restorative justice)	12% (2)	29% (5)	59% (10)
Working with schools to identify and implement evidence-based practices to improve attendance/reduce truancy	6% (1)	41% (7)	53% (9)
Identifying and implementing policies and protocols to reduce the number of juvenile arrests and incarcerations (e.g. diversion)	6% (1)	38% (6)	56% (9)
Identifying and disseminating best practices for county and city agencies to improve attendance / reduce truancy	-	53% (9)	47% (8)
Working with schools to identify mechanisms to use Local Control and Accountability Plan (LCAP) funding to improve attendance	-	50% (8)	50% (8)
Fostering / developing mechanisms for data sharing among youth-serving agencies and schools	-	56% (9)	44% (7)
Piloting and evaluating multi-agency models to improve attendance / reduce truancy in a geographic location or district	6% (1)	71% (12)	24% (4)
Identifying and creating linkages to services for youth and families	18% (3)	47% (8)	35% (6)
Identifying ways to provide free transportation options for youth	29% (5)	47% (8)	24% (4)
Developing and disseminating marketing tools and messaging to encourage school attendance (e.g. "I'm IN" campaign)	29% (5)	59% (10)	12% (2)
<i>Other:</i> Focus on barriers to school stability for foster youth (e.g., school of origin, immediate enrollment, comprehensive schools)	-	-	7% (1)

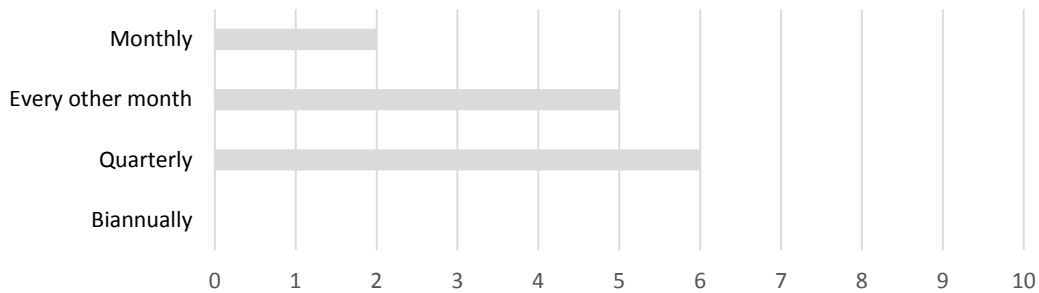
Q2. Would you be willing to take a leadership position or participate regularly in a SATF workgroup to advance these priority areas?



Q3. How frequently should SATF workgroups meet? Please consider how much time you are able to commit to participating in a SATF workgroup in the coming year.



Q4. With a more active workgroup structure, how frequently should the full SATF meet?



When asked to list other workgroups or collaborations (outside of the SATF) that overlap or align with the current work of the SATF, respondents identified the following:

- Building Healthy Communities
- DCFS/School District Data
- Foster Youth Achievement Program Collaborative, focused on improving educational outcomes
- Coalition for Educational Equity for Foster Youth, focused on improving foster youth outcomes via LCFF
- LA for Youth, focused on shifting public funds to reduce the criminalization of youth
- LAUSD/LACOE/Probation Collaborative
- California Foster Youth Education Task Force, focused on discipline and school mobility
- Brothers, Sons, Selves Coalition, focused on school climate
- My Brother’s Keeper Initiative, focused on improving educational and juvenile justice outcomes for boys and men of color

The above responses are from survey participants representing the following agencies/organizations:

